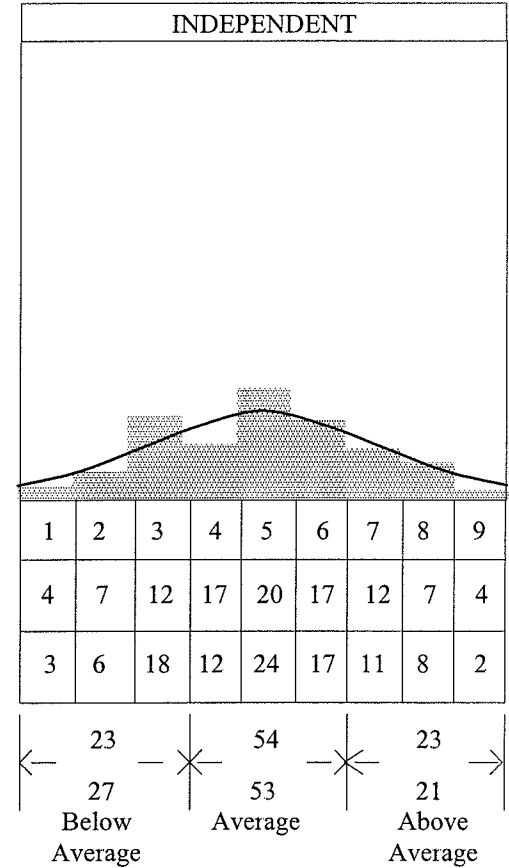
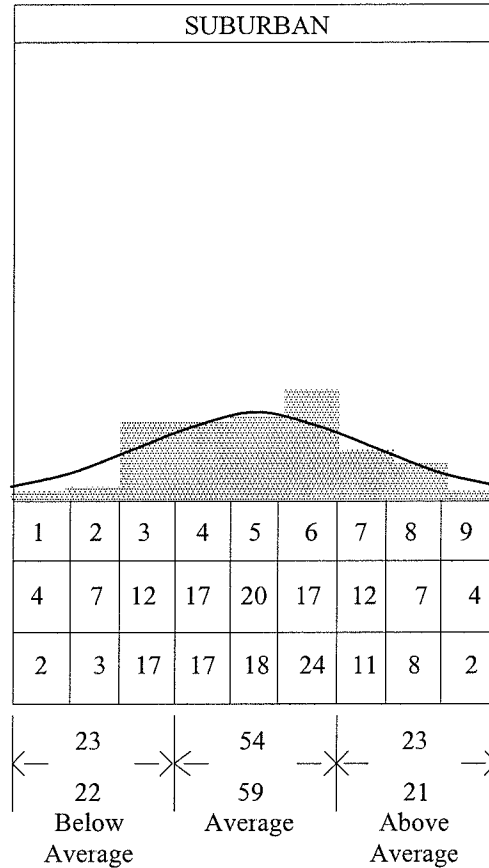
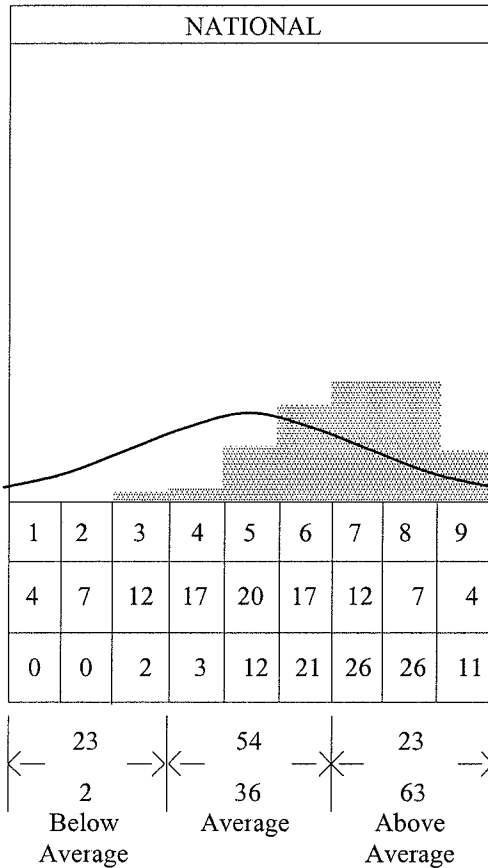


Reading Comprehension w CR2

of students who took this test = 66
 Scale Score Range = 315 - 378
 Mean Score = 346.7
 Standard Deviation = 13.5
 Std. Error Measmt. = 6.8

Scale Scores for Selected Percentile Ranks				Percentile Ranks and Stanines Matching Local Scale Scores								
Percentile	NN	SN	IN	Local SS	LN		NN		SN		IN	
	SS	SS	SS		%ile	S	%ile	S	%ile	S	%ile	S
90th	354	368	370	363	90	8	96	9	83	7	82	7
75th	341	358	359	355	75	6	91	8	71	6	67	6
50th	328	346	349	348	50	5	85	7	53	5	48	5
25th	317	336	338	336	25	4	67	6	26	4	20	3
10th	308	326	329	330	10	2	55	5	15	3	11	3



The notation "w CR1" (CR2 or CR3) refers to a test with the Constructed Responses Section