

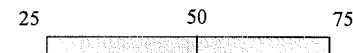


Scaled Scores at 25th, 50th, and 75th Percentiles

Test/Group	25th %ile	50th %ile	75th %ile
Verbal Reasoning			
Class/School/District	336	349	368
National	308	321	336
Suburban Public	332	345	359
Independent	336	348	362
Vocabulary			
Class/School/District	326	339	352
National	304	316	329
Suburban Public	320	334	349
Independent	328	341	356
Reading Comprehension w CR2			
Class/School/District	334	344	350
National	317	328	341
Suburban Public	336	346	358
Independent	338	349	359
Writing Mechanics			
Class/School/District	329	339	353
National	312	322	332
Suburban Public	327	338	351
Independent	330	341	353
Writing Concepts & Skills			
Class/School/District	332	337	346
National	316	325	335
Suburban Public	330	341	353
Independent	333	343	355
Quantitative Reasoning			
Class/School/District	326	339	355
National	309	318	329
Suburban Public	327	338	348
Independent	332	342	352
Mathematics 1&2 w CR2			
Class/School/District	320	332	351
National	282	298	317
Suburban Public	314	333	348
Independent	319	335	349

Test	Local %ile Rank				Local %ile Rank				Local %ile Rank			
	25th %ile	Nat	Sub	Ind	50th %ile	Nat	Sub	Ind	75th %ile	Nat	Sub	Ind
Verbal Reasoning	336	75	32	25	349	89	59	52	368	98	87	83
Vocabulary	326	70	34	23	339	87	59	47	352	95	79	70
Reading Comprehension w CR2	334	63	22	17	344	80	45	39	350	87	60	55
Writing Mechanics	329	68	30	24	339	86	52	45	353	97	79	75
Writing Concepts & Skills	332	70	29	24	337	80	42	35	346	91	63	58
Quantitative Reasoning	326	70	23	15	339	90	53	42	355	99	87	83
Mathematics 1&2 w CR2	320	78	32	26	332	88	49	45	351	96	80	78

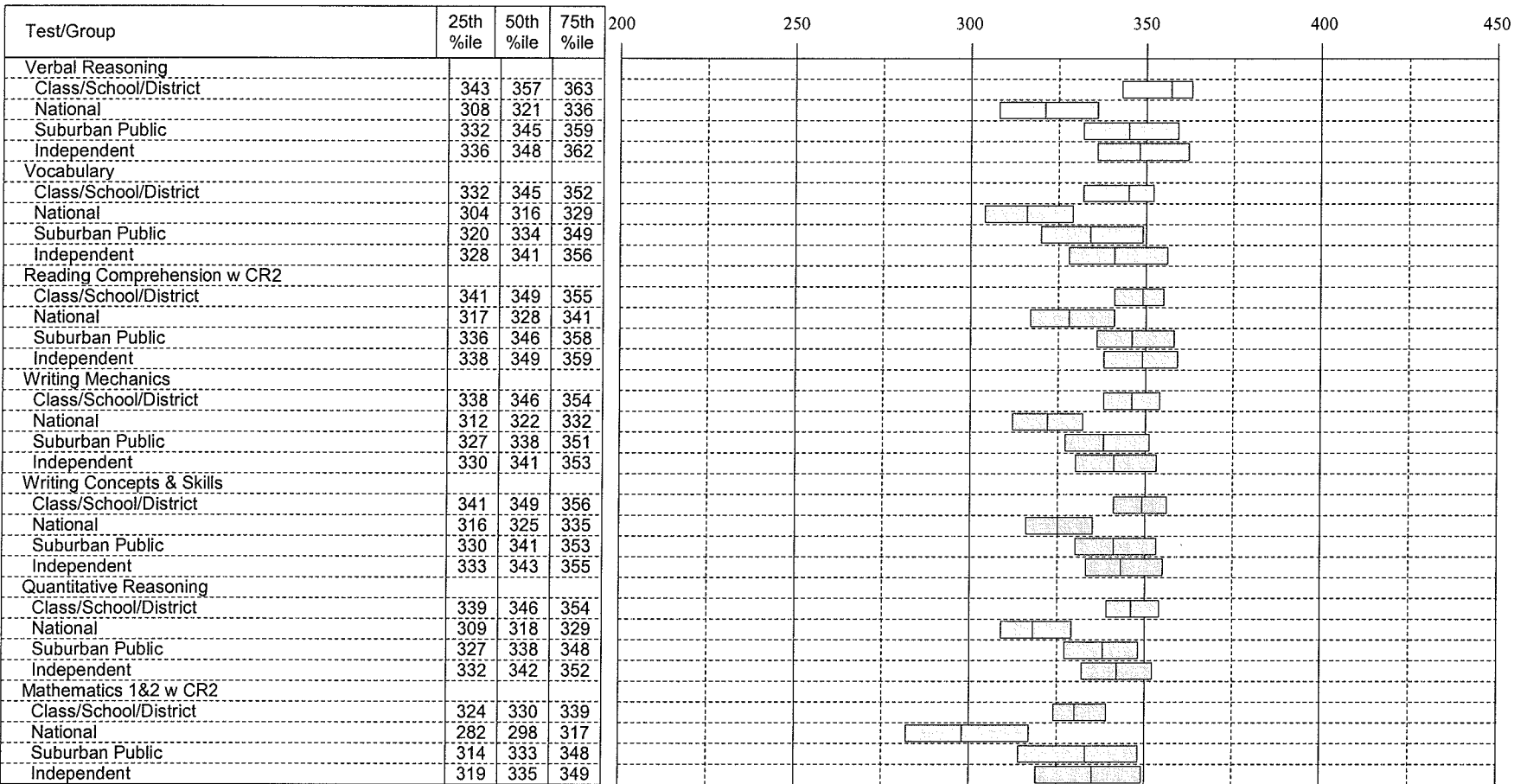
Scaled Scores at 25th, 50th, and 75th Percentiles



The notation "w CR1" (CR2 or CR3) refers to a test with the Constructed Responses Section.


** Test not reported; less than 50% item response.

Scaled Scores at 25th, 50th, and 75th Percentiles



Test	Local				%ile Rank				Local				%ile Rank			
	25th %ile	Nat	Sub	Ind	50th %ile	Nat	Sub	Ind	75th %ile	Nat	Sub	Ind	25th %ile	Nat	Sub	Ind
Verbal Reasoning	343	84	46	38	357	94	73	67	363	96	81	76				
Vocabulary	332	79	46	34	345	92	68	57	352	95	79	70				
Reading Comprehension w CR2	341	75	38	32	349	86	57	52	355	91	71	67				
Writing Mechanics	338	85	50	43	346	94	65	60	354	98	80	77				
Writing Concepts & Skills	341	85	50	44	349	93	68	64	356	96	80	77				
Quantitative Reasoning	339	90	53	42	346	95	71	62	354	98	86	81				
Mathematics 1&2 w CR2	324	82	38	32	330	86	47	41	339	92	61	58				

Scaled Scores at 25th, 50th, and 75th Percentiles



The notation "w CR1" (CR2 or CR3) refers to a test with the Constructed Responses Section.

** Test not reported; less than 50% item response.